

Fiber Optics in Harsh Environment Applications



CORNING

Table of Contents

Fiber Optics in Harsh Environment Applications	3
Oil & Gas Products	4
Mining Products	6
Manufacturing	8
Transportation	10
Energy Utilities	12
Cable Jacket Material Reference Guide	14



Fiber Optics in Harsh Environment Applications

Corning Cable Systems LANscape® Solutions for Harsh Environments offer the ideal ruggedized product portfolio necessary to endure the environmental and mechanical rigors prevalent in Oil & Gas, Mining, Manufacturing, Transportation and Energy Utilities infrastructures.

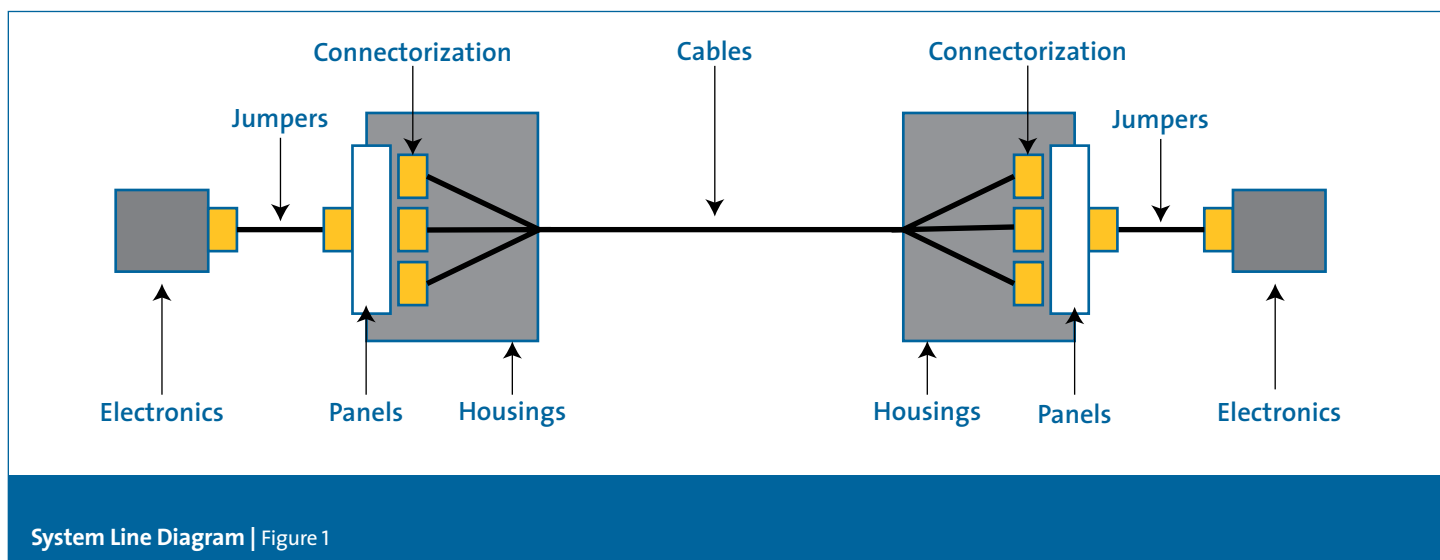
Keeping the network up and running in harsh environments requires more than just properly protecting the cabling from the elements. Product availability and lead time is critical. Corning harsh products are available and easy to use. As the most stocked fiber offering on the market, choosing products manufactured by Corning reduces lead times and expedites scheduling and permitting.

Corning harsh products are designed and engineered to protect against damage, breakage, exposure to extreme temperatures, shock, pressure and other adverse conditions that could hinder performance. Our fiber optic cables meet the same UL and IEEE ratings that electrical cables are required to meet in industrial networks.

At Corning, we are committed to design innovation and certified product testing that makes it possible for us to provide the only certified all-optical, tip-to-tip harsh environment solution available in the industry today.

Features and Benefits of Fiber Optics in Harsh Environment Applications:

- Increased reliability** Dependable uptime performance with greater ease-of-use during turn up or commissioning phases
- Reduced downtime** Quick, efficient deployment, easy upgrades, less maintenance and less time in the field for outside contractors with no need to replace cabling systems to meet future network demands
- Optimal protection and safety** Rugged, dielectric design provides protection for optical fiber and for personnel with reduced risk of incidents due to shock, spark or fire
- More bandwidth for higher data rate transfer** Optical fiber infrastructure delivers reliable real-time monitoring and management now and in the future



System Line Diagram | Figure 1

Oil & Gas Products

Cables

Indoor/Outdoor Cables

XXXEUL-T4601D2N	Industrial LSZH™ Tray-Rated , Non-Armored, Double-Jacket Cable, single-mode (OS2)
XXXEUL-T4601DFN	Industrial LSZH Tray-Rated , Fiberglass-Armored, Double-Jacket Cable, single-mode (OS2)

Indoor Cables

012K81-33130-D1	MIC® DX Indoor, Tight-Buffered, Dielectric-Armored Cable, riser-rated, 12 fiber, 62.5 µm multimode (OM1)
-----------------	--

Outdoor Cables

XXXEU4-T4701D20	ALTOS® Cable with FastAccess® Technology, non-armored, single-jacket, single-mode (OS2)
-----------------	---

Note: Additional fiber types available for cables listed above. XXX denotes 012-216 for number of fibers in increments of 12.

Connectorization

Splice Solution

Pigtailed Cassettes fit into a CCH housing with 3 m of prerouted 250 µm fiber. Required accessories included.

CCH-CS12-6T-P00RE	ST® Compatible Connectors, 12 fiber, single-mode (OS2)
CCH-CS12-A9-P00RE	LC duplex connectors, 12 fiber, single-mode (OS2)
CCH-CS12-5T-P00KE	ST Compatible Connectors, 12 fiber, 62.5 µm multimode (OM1)
CCH-CS12-A8-P00KE	LC connectors, 12 fiber, 62.5 µm multimode (OM1)

Note: Additional connector styles, fiber types and fiber counts are available.

Field-Installable

FAN-OD25-12	Fan-Out Kit, 12-fiber outdoor, 25-in legs. Required when installing UniCam® Connectors on loose tube cable
95-200-51	ST Compatible High-Performance UniCam Connector, single-mode (OS2)
95-200-99	LC High-Performance UniCam Connector, single-mode (OS2)
95-000-51	ST Compatible High-Performance UniCam Connector, 62.5 µm multimode (OM1)
95-000-99	LC High-Performance UniCam Connector, 62.5 µm multimode (OM1)
TKT-UNICAM-PFC	UniCam High-Performance Installation Tool Kit

Note: The UniCam Connector is tested to extreme temperature, humidity, vibration and mechanical testing of both TIA/EIA 568 C3 and Telcordia GR326.

Housings

Rack-Mountable Closet Connector Housings

CCH-01U	Holds two CCH connector panels or pigtailed cassettes, 24-fiber capacity
CCH-02U	Holds four CCH connector panels or pigtailed cassettes, 48-fiber capacity
CCH-04U	Holds 12 CCH connector panels or pigtailed cassettes, 144-fiber capacity

Wall-Mountable Connector Housings

WCH-02P	Holds two CCH connector panels (24-fiber capacity*)
SPH-01P	Holds one CCH connector panel (12-fiber capacity)
SPH-01P-DIN	Holds one CCH connector panel (12-fiber capacity), mounts to a DIN rail
EDC-02P-NH	Environmental Distribution Center, NEMA 4X and IEC IP66 rated, holds two CCH connector panels (24-fiber capacity*)
ICH-02P	Industrial Connector Housing, NEMA 3S and IEC IP64 rated, holds two CCH connector panels (24-fiber capacity*)

*Additional fiber capacities are available.

More and more, the oil and gas markets are turning to fiber optics for a number of applications. The advantages of larger bandwidths in a smaller footprint save space, weight and installation time. The monitoring reliability for equipment performance, oil reserve levels and environmental conditions make fiber optics an attractive option. Corning Cable Systems offers many products to assist in the procurement of natural resources.

Connector Panels

CCH-CP12-19T	ST® Compatible Adapter Panel, 12-fiber, single-mode (OS2)
CCH-CP12-A9	LC Adapter Panel, 12-fiber, single-mode (OS2)
CCH-CP12-15T	ST Compatible Adapter Panel, 12-fiber, 62.5 µm multimode (OM1)
CCH-CP12-A8	LC Adapter Panel, 12-fiber, 62.5 µm multimode (OM1)

Note: Additional connector styles, fiber types and fiber counts are available.

Splice Closures for Outside Plant Cable

SCG-8C-18-01	Splice Closure with gel end cap includes splice trays, up to 144-fiber capacity
2806031-01	Heat-Shrink Splice Protectors, 40 mm long, pack of 50

Fiber Optic Jumpers, 2-fiber zipcord, riser-rated

616102R51200XXM	ST Compatible to ST Compatible Jumper, single-mode (OS2)
040402R51200XXM	LC duplex to LC duplex jumper, single-mode (OS2)
505002K51200XXM	ST Compatible to ST Compatible Jumper, 62.5 µm multimode (OM1)
050502K51200XXM	LC duplex to LC duplex jumper, 62.5 µm multimode (OM1)

Note: Additional connector styles and fiber types are available. XX denotes length in meters, 01-10.

Splice and Test Equipment

OS1-05M-T-H	Single-Fiber Fusion Splicer, fixed V-groove
MiniXK-TK	Mini-OTDR, single-mode and multimode tester, includes power meter and visual fault locator
OTS-6MDSD	Test Set, source and meter, single-mode and multimode



Mining Products

Indoor/Outdoor Cables

XXXEUL-T4601D2M	Mining & Petrochemical LSZH™ Cable, single-mode (OS2)*
XXXEUL-T4601D2N	Industrial LSZH Tray-Rated , Non-Armored, Double-Jacket Cable, single-mode (OS2)
XXXEUL-T4601DFN	Industrial LSZH Tray-Rated , Fiberglass-Armored, Double-Jacket Cable, single-mode (OS2)
XXXKUL-T4630D2M	Mining & Petrochemical LSZH Cable, 62.5 µm multimode (OM1)*

*Listed MSHA 30 CFR Pt.7-K.

Note: Additional fiber types available for cables listed above. XXX denotes 012-216 for number of fibers in increments of 12.

Connectorization

Splice Solution

Pigtailed Cassettes fit into a CCH housing with 3 m of prerouted 250 µm fiber. Required accessories included.

CCH-CS12-6T-P00RE	ST® Compatible Connectors, 12 fiber, single-mode (OS2)
CCH-CS12-A9-P00RE	LC duplex connectors, 12 fiber, single-mode (OS2)
CCH-CS12-5T-P00KE	ST Compatible Connectors, 12 fiber, 62.5 µm multimode (OM1)
CCH-CS12-A8-P00KE	LC connectors, 12 fiber, 62.5 µm multimode (OM1)

Note: Additional connector styles, fiber types and fiber counts are available.

Field-Installable

FAN-OD25-12	Fan-Out Kit, 12-fiber outdoor, 25-in legs. Required when installing UniCam® Connectors on loose tube cable
95-200-51	ST Compatible High-Performance UniCam Connector, single-mode (OS2)
95-200-99	LC High-Performance UniCam Connector, single-mode (OS2)
95-000-51	ST Compatible High-Performance UniCam Connector, 62.5 µm multimode (OM1)
95-000-99	LC High-Performance UniCam Connector, 62.5 µm multimode (OM1)
TKT-UNICAM-PFC	UniCam High-Performance Installation Tool Kit

Note: The UniCam Connector is tested to extreme temperature, humidity, vibration and mechanical testing of both TIA/EIA 568 C3 and Telcordia GR326.

Housings

Rack-Mountable Closet Connector Housings

CCH-01U	Holds two CCH connector panels or pigtailed cassettes, 24-fiber capacity
CCH-02U	Holds four CCH connector panels or pigtailed cassettes, 48-fiber capacity
CCH-04U	Holds 12 CCH connector panels or pigtailed cassettes, 144-fiber capacity

Wall-Mountable Connector Housings

WCH-02P	Holds two CCH connector panels (24-fiber capacity*)
SPH-01P	Holds one CCH connector panel (12-fiber capacity)
SPH-01P-DIN	Holds one CCH connector panel (12-fiber capacity), mounts to a DIN rail
EDC-02P-NH	Environmental Distribution Center, NEMA 4X and IEC IP66 rated, holds two CCH connector panels (24-fiber capacity*)
ICH-02P	Industrial Connector Housing, NEMA 3S and IEC IP64 rated, holds two CCH connector panels (24-fiber capacity*)

*Additional fiber capacities are available.

Reliable communication in harsh mining environments is critical to employee safety and for meeting new federal requirements. Deploying and maintaining fiber optic networks can be challenging. Whether your mine is surface, sub-surface, mineral or metal, Corning Cable Systems offers a variety of products that are crush, shock and temperature resistant.

Connector Panels

CCH-CP12-19T	ST® Compatible Adapter Panel, 12 fiber, single-mode (OS2)
CCH-CP12-A9	LC Adapter Panel, 12 fiber, single-mode (OS2)
CCH-CP12-15T	ST Compatible Adapter Panel, 12 fiber, 62.5 µm multimode (OM1)
CCH-CP12-A8	LC Adapter Panel, 12 fiber, 62.5 µm multimode (OM1)

Note: Additional connector styles, fiber types and fiber counts are available.

Splice Closures for Outside Plant Cable

SCG-8C-18-01	Splice Closure with gel end cap includes splice trays, up to 144-fiber capacity
2806031-01	Heat-Shrink Splice Protectors, 40 mm long, pack of 50

Fiber Optic Jumpers, 2-fiber zipcord, riser-rated

616102R51200XXM	ST Compatible to ST Compatible Jumper, single-mode (OS2)
040402R51200XXM	LC duplex to LC duplex jumper, single-mode (OS2)
505002K51200XXM	ST Compatible to ST Compatible Jumper, 62.5 µm multimode (OM1)
050502K51200XXM	LC duplex to LC duplex jumper, 62.5 µm multimode (OM1)

Note: Additional connector styles and fiber types are available. XX denotes length in meters, 01-10.

Splice and Test Equipment

OS1-05M-T-H	Single-Fiber Fusion Splicer, fixed V-groove
MiniXK-TK	Mini-OTDR, single-mode and multimode tester, includes power meter and visual fault locator
OTS-6MDS	Test Set, source and meter, single-mode and multimode



Manufacturing

Cables

Indoor/Outdoor Cables

XXXEUL-T4601D2N	Industrial LSZH™ Tray-Rated , Non-Armored, Double-Jacket Cable, single-mode (OS2)
012E8F-31131-29	FREEDM® One Cable, Tight-Buffered, riser-rated, single-mode (OS2)
012K8F-31130-29	FREEDM One Cable, Tight-Buffered, riser-rated, 62.5 µm multimode (OM1)

Indoor Cables

012K81-33130-D1	MIC® DX Indoor, Tight-Buffered, Dielectric-Armored Cable, riser-rated, 12 fiber, 62.5 µm multimode (OM1)
-----------------	--

Note: Additional fiber types available for cables listed above. XXX denotes 012-216 for number of fibers in increments of 12.

Connectorization

Splice Solution

Pigtailed Cassettes fit into a CCH housing with 3 m of prerouted 250 µm fiber. Required accessories included.

CCH-CS12-6T-P00RE	ST® Compatible connectors, 12 fiber, single-mode (OS2)
CCH-CS12-A9-P00RE	LC duplex connectors, 12 fiber, single-mode (OS2)
CCH-CS12-5T-P00KE	ST Compatible Connectors, 12 fiber, 62.5 µm multimode (OM1)
CCH-CS12-A8-P00KE	LC connectors, 12 fiber, 62.5 µm multimode (OM1)

Note: Additional connector styles, fiber types and fiber counts are available.

Field-Installable

FAN-OD25-12	Fan-Out Kit, 12-fiber outdoor, 25-in legs. Required when installing UniCam® Connectors on loose tube cable
95-200-51	ST Compatible High-Performance UniCam Connector, single-mode (OS2)
95-200-99	LC High-Performance UniCam Connector, single-mode (OS2)
95-000-51	ST Compatible High-Performance UniCam Connector, 62.5 µm multimode (OM1)
95-000-99	LC High-Performance UniCam Connector, 62.5 µm multimode (OM1)
TKT-UNICAM-PFC	UniCam High-Performance Installation Tool Kit

Note: The UniCam Connector is tested to extreme temperature, humidity, vibration and mechanical testing of both TIA/EIA 568 C3 and Telcordia GR326.

Housings

Rack-Mountable Closet Connector Housings

CCH-01U	Holds two CCH connector panels or pigtailed cassettes, 24-fiber capacity
CCH-02U	Holds four CCH connector panels or pigtailed cassettes, 48-fiber capacity
CCH-04U	Holds 12 CCH connector panels or pigtailed cassettes, 144-fiber capacity

Wall-Mountable Connector Housings

WCH-02P	Holds two CCH connector panels (24-fiber capacity*)
SPH-01P	Holds one CCH connector panel (12-fiber capacity)
SPH-01P-DIN	Holds one CCH connector panel (12-fiber capacity), mounts to a DIN rail
EDC-02P-NH	Environmental Distribution Center, NEMA 4X and IEC IP66 rated, holds two CCH connector panels (24-fiber capacity*)
ICH-02P	Industrial Connector Housing, NEMA 3S and IEC IP64 rated, holds two CCH connector panels (24-fiber capacity*)

*additional fiber capacities are available.

The ability to expand when needed without interrupting the network is critical in manufacturing today. Corning Cable Systems offers high-density tip-to-tip solutions that support moves, adds and changes to communication systems efficiently.

Connector Panels

CCH-CP12-19T	ST® Compatible Adapter Panel, 12 fiber, single-mode (OS2)
CCH-CP12-A9	LC Adapter Panel, 12 fiber, single-mode (OS2)
CCH-CP12-15T	ST Compatible Adapter Panel, 12 fiber, 62.5 µm multimode (OM1)
CCH-CP12-A8	LC Adapter Panel, 12 fiber, 62.5 µm multimode (OM1)

Note: Additional connector styles, fiber types and fiber counts are available.

Splice Closures for Outside Plant Cable

SCG-8C-18-01	Splice Closure with gel end cap includes splice trays, up to 144-fiber capacity
2806031-01	Heat-Shrink Splice Protectors, 40 mm long, pack of 50


Fiber Optic Jumpers, 2-fiber zipcord, riser-rated

616102R51200XXM	ST Compatible to ST Compatible Jumper, single-mode (OS2)
040402R51200XXM	LC duplex to LC duplex jumper, single-mode (OS2)
505002K51200XXM	ST Compatible to ST Compatible Jumper, 62.5 µm multimode (OM1)
050502K51200XXM	LC duplex to LC duplex jumper, 62.5 µm multimode (OM1)

Note: Additional connector styles and fiber types are available. XX denotes length in meters, 01-10.

Splice and Test Equipment

OS1-05M-T-H	Single-Fiber Fusion Splicer, fixed V-groove
MiniXK-TK	Mini-OTDR, single-mode and multimode tester, includes power meter and visual fault locator
OTS-6MDS	Test Set, source and meter, single-mode and multimode



Transportation

Cables

Indoor/Outdoor Cables

XXXEUL-T4601D2N	Industrial LSZH™ Tray-Rated , Non-Armored, Double-Jacket Cable, single-mode (OS2)*
XXXEUL-T4601DFN	Industrial LSZH Tray-Rated , Fiberglass-Armored, Double-Jacket Cable, single-mode (OS2)*

Outdoor Cables

XXXEU4-T4701D20	ALTOS® Cable with FastAccess® Technology, non-armored, single-jacket, single-mode (OS2)
XXXEUC-T4101A20	Armored ALTOS Lite™ Single-Jacket, Single-Armored Cable, single-mode (OS2)

*All LSZH meets NFPA 130 standards.

Note: Additional fiber types available for cables listed above. XXX denotes 012-216 for number of fibers in increments of 12.

Connectorization

Splice Solution

Pigtailed Cassettes fit into a CCH housing with 3 m of prerouted 250 µm fiber. Required accessories included.

CCH-CS12-6T-P00RE	ST® Compatible Connectors, 12 fiber, single-mode (OS2)
CCH-CS12-59-P00RE	SC duplex connectors, 12 fiber, single-mode (OS2)
ZP006112EB4050F	Zeux™ Panel 50-ft Pigtail Assembly, ST Compatible, 12 fiber, single-mode (OS2)

*Fits inside standard traffic control cabinet.

Note: Additional connector styles, fiber types and fiber counts are available.

Field-Installable

FAN-OD25-12	Fan-Out Kit, 12-fiber outdoor, 25-in legs. Required when installing UniCam® Connectors on loose tube cable
95-200-51	ST Compatible High-Performance UniCam Connector, single-mode (OS2)
95-200-41	SC High-Performance UniCam Connector, single-mode (OS2)
TKT-UNICAM-PFC	UniCam High-Performance Installation Tool Kit

Note: The UniCam Connector is tested to extreme temperature, humidity, vibration and mechanical testing of both TIA/EIA 568 C3 and Telcordia GR326.

Housings

Rack-Mountable Closet Connector Housings

CCH-01U	Holds two CCH connector panels or pigtailed cassettes, 24-fiber capacity
CCH-02U	Holds four CCH connector panels or pigtailed cassettes, 48-fiber capacity
CCH-04U	Holds 12 CCH connector panels or pigtailed cassettes, 144-fiber capacity

Wall-Mountable Connector Housings

WCH-02P	Holds two CCH connector panels (24-fiber capacity*)
SPH-01P	Holds one CCH connector panel (12-fiber capacity)
SPH-01P-DIN	Holds one CCH connector panel (12-fiber capacity), mounts to a DIN rail
EDC-02P-NH	Environmental Distribution Center, NEMA 4X and IEC IP66 rated, holds two CCH connector panels (24-fiber capacity*)
ICH-02P	Industrial Connector Housing, NEMA 3S and IEC IP64 rated, holds two CCH connector panels (24-fiber capacity*)

*Additional fiber capacities are available.

The use of fiber optics ensures a safer, more reliable transportation system. Railways, subways, highways, airways and waterways all benefit from increased bandwidth, decreased footprints and faster moves, adds and changes which require less contractor field time. Corning Cable Systems' products for harsh environment applications improve safety by better enabling video surveillance and traffic monitoring equipment and by providing real-time data control especially for reporting on weather conditions.

Connector Panels

CCH-CP12-19T ST® Compatible Adapter Panel, 12 fiber, single-mode (OS2)
 CCH-CP12-59 SC Adapter Panel, 12 fiber, single-mode (OS2)

Note: Additional connector styles, fiber types and fiber counts are available.

Splice Closures for Outside Plant Cable

SCG-8C-18-01 Splice Closure with gel end cap includes splice trays, up to 144-fiber capacity
 2806031-01 Heat-Shrink Splice Protectors, 40 mm long, pack of 50

Fiber Optic Jumpers, 2-fiber zipcord, riser-rated

616102R51200XXM ST Compatible to ST Compatible Jumper, single-mode (OS2)
 727202R51200XXM SC duplex to SC duplex jumper, single-mode (OS2)

Note: Additional connector styles and fiber types are available. XX denotes length in meters, 01-10.

Splice and Test Equipment

OS1-OSM-T-H Single-Fiber Fusion Splicer, fixed V-groove
 MiniXK-TK Mini-OTDR, single-mode and multimode tester, includes power meter and visual fault locator
 OTS-6MDSD Test Set, source and meter, single-mode and multimode



Energy Utilities

Cables

Indoor/Outdoor Cables

XXXEUL-T4601D2N	Industrial LSZH™ Tray-Rated , Non-Armored, Double-Jacket Cable, single-mode (OS2)
XXXKUL-T4630D2N	Industrial LSZH Tray-Rated , Non-Armored, Double-Jacket Cable, 62.5 µm multimode (OM1)

Outdoor Cables

XXXEU4-T4701D20	ALTOS® Cable with FastAccess® Technology, non-armored, single-jacket, single-mode (OS2)
012EB4-14101A20	SST-Drop™ Single-Tube, All-Dielectric Cable, 12 fiber, single-mode (OS2)
012KB4-14130A20	SST-Drop Single-Tube, All-Dielectric Cable, 12 fiber, 62.5 µm multimode (OM1)

Note: Additional fiber types available for cables listed above. XXX denotes 012-216 for number of fibers in increments of 12.

Connectorization

Splice Solution

Pigtailed Cassettes fit into a CCH housing with 3 m of prerouted 250 µm fiber. Required accessories included.

CCH-CS12-6T-P00RE	ST® Compatible Connectors, 12 fiber, single-mode (OS2)
CCH-CS12-59-P00RE	SC duplex connectors, 12 fiber, single-mode (OS2)
CCH-CS12-5T-P00KE	ST Compatible Connectors, 12 fiber, 62.5 µm multimode (OM1)
CCH-CS12-56-P00KE	SC connectors, 12 fiber, 62.5 µm multimode (OM1)

Note: Additional connector styles, fiber types and fiber counts are available.

Field-Installable

FAN-OD25-12	Fan-Out Kit, 12-fiber outdoor, 25-in legs. Required when installing UniCam® Connectors on loose tube cable
95-200-51	ST Compatible High-Performance UniCam Connector, single-mode (OS2)
95-200-41	SC High-Performance UniCam Connector, single-mode (OS2)
95-000-51	ST Compatible High-Performance UniCam Connector, 62.5 µm multimode (OM1)
95-000-41	SC High-Performance UniCam Connector, 62.5 µm multimode (OM1)
TKT-UNICAM-PFC	UniCam High-Performance Installation Tool Kit

Note: The UniCam Connector is tested to extreme temperature, humidity, vibration and mechanical testing of both TIA/EIA 568 C3 and Telcordia GR326.

Housings

Rack-Mountable Closet Connector Housings

CCH-01U	Holds two CCH connector panels or pigtailed cassettes, 24-fiber capacity
CCH-02U	Holds four CCH connector panels or pigtailed cassettes, 48-fiber capacity
CCH-04U	Holds 12 CCH connector panels or pigtailed cassettes, 144-fiber capacity

Wall-Mountable Connector Housings

WCH-02P	Holds two CCH connector panels (24-fiber capacity*)
SPH-01P	Holds one CCH connector panel (12-fiber capacity)
SPH-01P-DIN	Holds one CCH connector panel (12-fiber capacity), mounts to a DIN rail
EDC-02P-NH	Environmental Distribution Center, NEMA 4X and IEC IP66 rated, holds two CCH connector panels (24-fiber capacity*)
ICH-02P	Industrial Connector Housing, NEMA 3S and IEC IP64 rated, holds two CCH connector panels (24-fiber capacity*)

*Additional fiber capacities are available.

Fiber Optics play a large role in the race to expand alternative energy sources. Wind and solar farms recognize the insulation protection that fiber offers from high-voltage shocks and the advantages of long haul versus copper. Corning Cable Systems' products provide a great solution for energy and utility initiatives.

Connector Panels

CCH-CP12-19T	ST® Compatible Adapter Panel, 12 fiber, single-mode (OS2)
CCH-CP12-59	SC Adapter Panel, 12 fiber, single-mode (OS2)
CCH-CP12-15T	ST Compatible Adapter Panel, 12 fiber, 62.5 µm multimode (OM1)
CCH-CP12-91	SC Adapter Panel, 12 fiber, 62.5 µm multimode (OM1)

Note: Additional connector styles, fiber types and fiber counts are available.

Splice Closures for Outside Plant Cable

SCG-8C-18-01	Splice Closure with gel end cap includes splice trays, up to 144-fiber capacity
2806031-01	Heat-Shrink Splice Protectors, 40 mm long, pack of 50

Fiber Optic Jumpers, 2-fiber zipcord, riser-rated

616102R51200XXM	ST Compatible to ST Compatible Jumper, single-mode (OS2)
727202R51200XXM	SC duplex to SC duplex jumper, single-mode (OS2)
505002K51200XXM	ST Compatible to ST Compatible Jumper, 62.5 µm multimode (OM1)
575702K51200XXM	SC duplex to SC duplex jumper, 62.5 µm multimode (OM1)

Note: Additional connector styles and fiber types are available. XX denotes length in meters, 01-10.

Splice and Test Equipment

OS1-05M-T-H	Single-Fiber Fusion Splicer, fixed V-groove
MiniXK-TK	Mini-OTDR, single-mode and multimode tester, includes power meter and visual fault locator
OTS-6MDSD	Test Set, source and meter, single-mode and multimode



Cable Jacket Material Reference Guide

The information below is being provided to better understand the applications and specific characteristics of individual cables at a quick glance. Please refer to the individual family spec sheets for further specifications and ordering information or call Customer Care at 1-800-743-2671 with any questions.

	MIC [®] , MIC Unitized Riser	MIC DX Riser	MIC, MIC Unitized Interlocking Armor Riser	MIC, MIC Unitized Plenum	MIC DX Plenum	MIC, MIC Unitized Interlocking Armor Plenum	FREEDM [®] , FREEDM One, FREEDM One Unitized, FREEDM LST [™] Riser	FREEDM Plenum	FREEDM One, FREEDM LST Plenum	Industrial LSZH [™]	Industrial LSZH Fiberglass-Armored	Mining and Petrochemical	ALTOS [®] with FastAccess [®] Technology	ALTOS Lite [™]	SST-Drop [™]
PVC Riser	■	■	■				■				■				
PVC Plenum				■	■	■			■						
PVDF								■							
LSZH										■	■	■			
MDPE													■	■	■
Polyamide/Nylon Overjacket Available													■	■	■
Indoor	■	■	■	■	■	■	■	■	■	■	■	■			
Outdoor							■	■	■	■	■	■	■	■	■
Duct	■			■			■	■	■	■	■	■	■	■	■
Aerial							■	■	■	■	■	■	■	■	■
Direct Buried										■	■	■		■	■
Low Friction	■	■	■	■	■	■	■	■	■				■	■	■
UV Resistant							■	■	■	■	■	■	■	■	■
Fungus Resistant							■	■	■	■	■	■	■	■	■
Water Resistant							■	■	■	■	■	■	■	■	■
Metallic Armor			■			■								■	
Dielectric Armor		■			■										
Fiberglass Armor											■				
Impact and Crush Resistance		■	■		■	■				■	■	■		■	
Rodent Resistance			■			■					■			■	
Tray Rated										■	■	■			
Petrochemical Resistance												■			
Minimum Operating Temperature °C (°F)	-20 (-4)	-20 (-4)	-20 (-4)	0 (32)	0 (32)	0 (32)	-40 (-40)	-40 (-40)	-40 (-40)	-50 (-58)	-50 (-58)	-50 (-58)	-50 (-58)	-50 (-58)	-50 (-58)
Maximum Operating Temperature °C (°F)	70 (158)	70 (158)	70 (158)	70 (158)	70 (158)	70 (158)	70 (158)	70 (158)	70 (158)	70 (167)	70 (167)	70 (167)	70 (158)	70 (158)	70 (158)

Corning Cable Systems Plug & Play™ AnyLAN™ Systems are a modular set of factory-terminated components that can be easily configured into flexible point-to-point and point-to-multipoint optical links.

The AnyLAN OptiTip® Connector is the key enabler for quick connection of up to 12 fibers at a time. The connector is based on the field proven MTP® Connector technology encapsulated in a hardened package suitable for use in any environment.


AnyLAN Systems are a perfect choice for links where field fiber work is not desirable such as in high-bay areas, dirty, dusty, wet or muddy environments, hazardous areas or limited access areas. AnyLAN Systems are installed and up and running in hours rather than days, with no special tools, equipment or training necessary.

For more information, see LAN-731-EN.

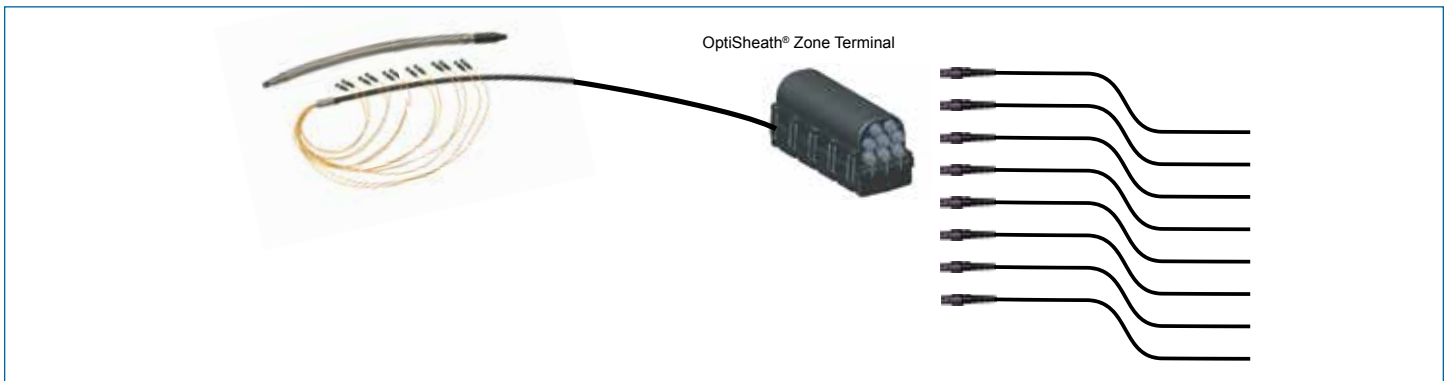


OptiTip® to OptiTip Connector Joint
| Photo LAN2225

AnyLAN System Point-to-Point Components



AnyLAN System Point-to-Multipoint Components



CORNING

For more information on Corning Cable Systems LANscape® Solutions for Harsh Environments, please contact us at 800-743-2675 or visit www.corning.com/cablesystems.

Corning Cable Systems LLC • PO Box 489 • Hickory, NC 28603-0489 USA
800-743-2675 • FAX: 828-325-5060 • International: +1-828-901-5000
www.corning.com/cablesystems

Corning Cable Systems reserves the right to improve, enhance and modify the features and specifications of Corning Cable Systems products without prior notification. ALTOS, FastAccess Technology, FREEDM, LANscape, MIC, OptiSheath, OptiTip and UniCam are registered trademarks of Corning Cable Systems Brands, Inc. AnyLAN, Lite, LSZH, Plug & Play, SST-Drop and Zeux are trademarks of Corning Cable Systems Brands, Inc. MTP is a registered trademark of USConec, Ltd. ST is a registered trademark of Lucent Technologies. All other trademarks are the properties of their respective owners. Corning Cable Systems is ISO 9001 certified. © 2013 Corning Cable Systems. All rights reserved. Published in the USA. LAN-1553-AEN / February 2013

